


PRODUCT CATALOGUE



CONTENÜR

CLICK ON THE ELEMENTS
FOR MORE INFORMATION



REAR-LOADING CONTAINERS

The fullest range

CONTENUR's Rear-Loading containers are designed with all aspects of ergonomics and aesthetics. Manufactured with high-density injected polyethylene and designed to facilitate their use, efficiency and durability.

Designed to facilitate stacking and optimise logistics, thus helping reduce CO² emissions during transportation.

Manufactured under the highest international quality standards in each field of activity (DIN, EN-840, ISO, UN), these containers are the most resistant the market has to offer.

Available in a wide range of colours, they offer a complete series of accessories in order to cover any issue that may arise in each city's waste collection.

Thanks to their small number of manufacturing parts, they are easily assembled and installed without difficulty.

Different versions exist for each type of collection: paper and cardboard, glass, packaging, organic and other waste, etc.



QUALITY



ERGONOMICS



WIDE RANGE



CLICK ON THE ELEMENTS
FOR MORE INFORMATION




2-WHEELS

REAR-LOADING CONTAINERS ▶



LID OPENING

Designed to lower slowly, ensuring a smooth shifting of the lid and noiseless closing.



RFID CHIPS

Space inside the container body for chip hosting. This facilitates container identification and tracking.



SOUNDPROOFING

Our design includes an exclusive leaf-spring soundproofing system to reduce the noise print.



WHEELS

Wheels designed to avoid adhered dirt and to facilitate cleaning. Fast and simple assembly/dismantling.



HANDLES

Equipped ex works with two handles integrated into the body to facilitate container handling.



CUSTOMISATION

The container body may be customised with emblems, logos, etc., using thermal printing.


Model	Capacity	Nominal load	Wheels diameter
C80	80 L	32 Kg	200 mm
C90	90 L	36 Kg	200 mm
C120	120 L	48 Kg	200 mm
C140	140 L	56 Kg	200/250 mm
C180	180 L	72 Kg	200/250 mm
C240	240 L	96 Kg	200/250 mm
C360	340 L	136 Kg	200/300 mm

C80




- 80 L capacity
- 32 Kg nominal load
- 2 wheels 200 mm

C90




- 90 L capacity
- 36 Kg nominal load
- 2 wheels 200 mm

C120




- 120 L capacity
- 48 Kg nominal load
- 2 wheels 200 mm

C140




- 140 L capacity
- 56 Kg nominal load
- 2 wheels 200/250 mm

C180




- 180 L capacity
- 72 Kg nominal load
- 2 wheels 200/250 mm

C240



- 240 L capacity
- 96 Kg nominal load
- 2 wheels 200/250 mm

C360



- 340 L capacity
- 136 Kg nominal load
- 2 wheels 200/300 mm

CLICK ON THE ELEMENTS
FOR MORE INFORMATION



2-WHEELS

REAR-LOADING CONTAINERS ▶



ACCESSORIES ▶

SELECTIVE OPENINGS –

** Check each model's availability*

Openings used to recycle different types of waste: paper and cardboard, glass, packaging, organic, MSW...

Circular openings, available in the following diameters:

- ▶ Ø150 mm
- ▶ Ø200 mm
- ▶ Ø250 mm
- ▶ Ø300 mm

Paper opening, sizes available:

- ▶ 277 x 65 mm
- ▶ 341 x 80 mm
- ▶ 370 x 85 mm

Brush opening, sizes available:

- ▶ 300 x 30 mm
- ▶ 330 x 150 mm

Opening for confidential waste, size available:

- ▶ 300 x 30 mm
- ▶ 330 x 30 mm

MANUAL OR AUTOMATIC LOCK –

This prevents the container from opening

NUMBERING –

On a plate or thermally printed on the body

CUSTOMISATION –

Thermally printed on the body, maximum size 260 x 260 mm

**except for models 90 and 360 (maximum size 290 x 280 mm).*

Thermally printed lid, maximum size 230 x 45 mm

Customisation with a sticker or adhesive vinyl. Both the body and lid of the container may be customised

SIDE HANDLE –

Facilitates container handling



PEDAL –

The pedal accessory is installed in the body to facilitate opening of the lid



LID-IN-LID –

An accessory designed to preserve the selective collection of atmospheric agents and to avoid unpleasant smells. Useful size: 300 x 250 mm

Lid-in-lid options:

- ▶ Unlocked lid-in-lid
- ▶ Manually locked lid-in-lid
- ▶ Electronically locked lid-in-lid



DOUBLE LID SYSTEM –

** Accessory available for models C180 and C240*

The double lid system makes it easy for users to deposit waste when the container is in a hard-to-reach place. The lid's double opening at the back and front makes the container more ergonomic and easier to handle. The system includes a manual lock integrated in the lid and made from high-density polythene



DIVIDED WALL –

** Accessory available for models C180 and C240*

The separator system makes it easier for users to separate waste at source. The accessory divides the inside of the container in two and makes it easier to selectively collect more than one type of waste

CLICK ON THE ELEMENTS
FOR MORE INFORMATION




4-WHEELS

REAR-LOADING CONTAINERS ▶



LID OPENING
Designed to lower slowly, ensuring a smooth shifting of the lid and noiseless closing.



RFID CHIPS
Space inside the container body for chip hosting. This facilitates container identification and tracking.



SOUNDPROOFING
Our design includes an exclusive leaf-spring soundproofing system to reduce the noise print.



WHEELS
All four-wheel containers are fitted ex works with four wheels, 200 mm wide



HANDLES
Equipped ex works with two handles integrated into the body to facilitate container handling.



CUSTOMISATION
The container body may be customised with emblems, logos, etc., using thermal printing.

Model	Capacity	Nominal load	Wheels diameter
C700	660 L	264 Kg	160/200 mm
C800	770 L	308 Kg	160/200 mm
C1100	1100 L	440 Kg	200 mm
C1100 Roll top	1100 L	440 Kg	200 mm

C700



660 L capacity

264 Kg nominal load

4 wheels
160/200 mm

C800



770 L capacity

308 Kg nominal load

4 wheels
160/200 mm

C1100



1100 L capacity

440 Kg nominal load

4 wheels 200 mm

C1100 RT



1100 L capacity

440 Kg nominal load

4 wheels 200 mm

CLICK ON THE ELEMENTS
FOR MORE INFORMATION



4-WHEELS

REAR-LOADING CONTAINERS ▶



ACCESSORIES ▶

SELECTIVE OPENINGS –

** Check each model's availability*

Openings used to recycle different types of waste:
paper and cardboard, glass, packaging, organic, MSW...

Circular openings, available in the following diameters:

- ▶ Ø150 mm
- ▶ Ø200 mm
- ▶ Ø250 mm
- ▶ Ø300 mm
- ▶ Ø350 mm

Rectangular openings, sizes available:

- ▶ 260 x 160 mm
- ▶ 350 x 200 mm

Paper opening, sizes available:

- ▶ 512 x 145 mm
- ▶ 524 x 150 mm
- ▶ 530 x 227 mm
- ▶ 620 x 196 mm

Brush opening, size available:

- ▶ 330 x 150 mm

Opening for confidential waste, size available:

- ▶ 300 x 35 mm
- ▶ 330 x 35 mm

MANUAL OR AUTOMATIC LOCK –

This prevents the container from opening

REFLECTIVE STRIPS –

Highly visible and adhesive

NUMBERING –

On a plate or thermally printed on the body

CUSTOMISATION –

Thermally printed on the body, maximum size
400 x 400 mm

Thermally printed on the lid, maximum size
230 x 45 mm

CUSTOMISED STICKER OR ADHESIVE VINYL –

The container's body and lid may be customised with a
sticker or adhesive vinyl

SIDE HANDLE –

To facilitate container handling

CENTRALISED BRAKE –

An accessory that blocks all wheels at the same time

POSITIONER –

Used to mount the position of the container's
undercarriage




ACCESSORIES ►



PEDAL –

The pedal accessory, with or without a shock absorber, is installed in the body to facilitate lid opening. Side-pedal option available



FORK POCKETS –

Mechanism to easily lift and tip the container



LID-IN-LID –

An accessory designed to preserve the selective collection of atmospheric agents and to avoid unpleasant smells. Useful size: 300 x 250 mm

Lid-in-lid options:

- Unlocked lid-in-lid
- Manually locked lid-in-lid
- Electronically locked lid-in-lid



RUBBER LID-IN-LID –

An accessory designed to preserve the selective collection of atmospheric agents and to avoid unpleasant smells. Useful size: 285 x 150 mm

Lid-in-lid options:

- Unlocked lid-in-lid




LARGE LID-IN-LID –

An accessory designed to preserve the selective collection of atmospheric agents and to avoid unpleasant smells. Useful size: 400 x 330 mm

Lid-in-lid options:

- Unlocked lid-in-lid
- Manually locked lid-in-lid
- Electronically locked lid-in-lid



ACCESSIBILITY PACK –

- Accessible body opening
- Accessibility sign
- Braille plate



TOW KITS –

Facilitates moving multiple containers at the same time



DROP FRONT –

Accessory to handle special waste more easily. Useful size: 645 x 540 mm

CLICK ON THE ELEMENTS
FOR MORE INFORMATION



OTHER CONTAINERS

REAR-LOADING ▶



CONTAINERS FOR CLINICAL WASTE OR ADR ▶

2-WHEEL FEATURES:

- ▶ **UN customisation and ADR waste marking**
 - Containers certified under standard UN 3291 Marked as follows: C240/C360 UN 50H/Y/*E/**/SE-0015/0/**
 - Customisation on both sides of the container body
- ▶ **Transportation**

Transportation and deposit of ADR waste according to UN 3291 regulations
- ▶ **Lock**

All containers come with a manual lock, accessed by authorised staff only
- ▶ **Handles**

A comfortable handle fitted into the container body, for easier manipulation

Model	C240	C360
Capacity	240 L	340 L
Nominal load	96 Kg	136 Kg
Wheel diameter	200 mm	200 mm

4-WHEEL FEATURES:

- ▶ **UN customisation and ADR waste marking**
 - Containers certified under standard UN 3291 Marked as follows: C700/C1100 UN 50H/Y/*E/**/SE-0015/0/**
 - Customisation on both sides of the container body
- ▶ **Transportation**

Transportation and deposit of ADR waste according to UN 3291 regulations
- ▶ **Lock**

All containers come with a manual lock, accessed by authorised staff only
- ▶ **Handles**

Two comfortable handles fitted into the sides of the container body, to facilitate manipulation
- ▶ **Wheels**
 - Possible directional blocking accessory, when the container is used in a joint towline
 - Containers may be manufactured with grey trackless wheels (as an option)

Model	C700	C1100
Capacity	660 L	1100 L
Nominal load	264 Kg	440 Kg
Wheel diameter	200 mm	200 mm



BIOCONTAINER ▶

FEATURES:

- ▶ Ventilation mesh at the top and bottom of the container body to facilitate the production of household compost
- ▶ Polyethylene base at the bottom of the container, allowing organic waste to be transformed into compost
- ▶ Customisation:
 - Thermally printed on the body and lid
 - Sticker or adhesive vinyl
 - Highly visible adhesive reflective strips

Capacity	120 L
Height	996 mm
Depth	554 mm
Width	482 mm
Capacity	240 L
Height	1070 mm
Depth	735 mm
Width	581 mm

HOUSEHOLD BIN ▶



FEATURES:

- ▶ Metal handle made of zinc-plated steel, allowing the lid's opening space to be adjusted and mounted
- ▶ Customised with a thermally printed body
- ▶ Customised with a sticker or vinyl on the body and lid

Capacity	40 L
Weight	1,65 Kg
Height	487 mm
Depth	244 mm
Width	326 mm